



## Crux by Stile<sup>2</sup>



ASH

A synthesis of stone and concrete with a modern-day vibe. Crux HD porcelain tile has a universal appeal with an equally appealing price point.




IVORY

ANA69-332



EARTH

ANA69-335



ASH

ANA69-333




MICA


ANA69-334

### Available Sizes

Thickness 9mm




12 x 24



10 x 20 Wall Tile  
Gloss Finish



13 x 13<sup>†</sup>



2 x 2 Mosaic  
13 x 13  
Sheet



3 x 12 Bullnose



3 x 10 Wall Bullnose

<sup>†</sup> 13 x 13 is 7.8mm thick

### Technical Specifications

Product Performance	Tile	Result	Testing Method
Water Absorption	All	< 0.5%	ISO 10545-3
Frost Resistance	All	Resistant   NA	ISO 10545-12
Breaking Strength	All	≥ 350 lbf	ISO 10545-4
Chemical Resistance	All	Class A - Resistnat	ISO 10545-13
Abrasion Resistance	All	Resistant	ISO 10545-6
Scratch Hardness	Matte   Gloss	7   NA	MOHS
DCOF Wet	Matte   Gloss	≥ 0.50   NA	ANSI B101.3
Shade Variation	All	V2	
Recommended Grout Thickness	All	3mm	
Usage	Crux Matte tile is suitable for interior floors and walls in residential and commercial applications. Crux Gloss tile is suitable for interior wall use only.		

View other great product options and find detailed product specifications at  
[crossvillestudios.com](https://crossvillestudios.com)